

Kiwa Ltd.  
Unit 5 Prime Park Way  
Prime Enterprise Park  
Derby  
DE1 3QB  
+44 (0)1332 383333  
uk.bpenquiries@kiwa.com  
www.kiwa.co.uk/bda

**BAR-23-300-P-A-UK**  
**BDA Agrément®**  
**Evoboard**  
**Loft Insulation Board**

Evobead Ltd.  
Hepworth Business Park  
Coedcae Lane  
Pontyclun  
CF72 9FQ  
+44 (0)1443 228 584  
info@evobead.co.uk  
www.evobead.co.uk

### SCOPE OF AGRÉMENT

This BDA Agrément® (hereinafter 'Agrément') relates to Evoboard (hereinafter the 'Product'). The Product is an interlocking rigid expanded polystyrene (hereinafter 'EPS') board, installed on top of timber joists of loft pitched roofs to improve the insulating performance of existing dwellings.

### DESCRIPTION

The Product is a grey grade EPS 120 insulation board, manufactured in accordance with BS EN 13163. The Product has a tongue and groove design for board interlocking and a recess on the bottom of the board, installed parallel or perpendicular to the timber joists, forming a continuous layer of insulation.

### ILLUSTRATION



### THIRD-PARTY ACCEPTANCE

None requested by the Agrément holder.

### STATEMENT

It is the opinion of Kiwa Ltd. that the Product is safe and fit for its intended use, provided it is specified, installed and used in accordance with this Agrément.

Craig Devine  
Operations Manager, Building Products



Alphéo Mlotha CEng FIMMM MBA  
Business Unit Manager, Building Products



## SUMMARY OF AGRÉMENT

This document provides independent information to specifiers, specialists, engineers, building control personnel, contractors, installers and other construction industry professionals who are considering the safety and fitness for purpose of the Product. This Agrément covers the following:

- Conditions of use;
- Production Control, Quality Management System and the Annual Verification Procedure;
- Product components and ancillary items, points of attention for the Specifier and examples of details;
- Installation;
- Independently assessed Product characteristics and other information;
- Compliance with national Building Regulations, other regulatory requirements and Third-Party Acceptance, as appropriate;
- Sources.

## MAJOR POINTS OF ASSESSMENT

**Moisture control** - see Section 2.2.7 - the Product can contribute to limiting the risk of interstitial and surface condensation.

**Strength** - see Section 2.2.8 - the Product has been tested for compressive strength and maximum characteristic concentrated load.

**Fire performance** - see Section 2.2.9 - the Product is classified as European Classification E, in accordance with BS EN 13501-1.

**Thermal performance** - see Section 2.2.10 - the Product improves the thermal performance of a pitched roof and can contribute to satisfying the requirements of the national Building Regulations.

**Durability** - see Section 2.2.11 - the Product shall have a service life durability equivalent to that of the building into which it is incorporated.

**UKCA, UKNI and CE marking** - see Section 2.2.12 - the Agrément holder has responsibility for conformity marking, in accordance with all relevant British and European Product Standards.

## CONTENTS

### Section 1 - General considerations

- 1.1 - Conditions of use
- 1.2 - Production Control and Quality Management System
- 1.3 - Annual Verification Procedure - continuous surveillance

### Section 2 - Technical assessment

- 2.1 - Product components and ancillary items
- 2.2 - Points of attention to the Specifier
- 2.3 - Examples of typical details
- 2.4 - Installation
- 2.5 - Independently assessed Product characteristics

### Section 3 - CDM, national Building Regulations and Third-Party Acceptance

- 3.1 - The Construction (Design and Management) Regulations 2015 and The Construction (Design and Management) Regulations (Northern Ireland) 2016
- 3.2 - The national Building Regulations
- 3.3 - Third-Party Acceptance

### Section 4 - Sources

### Section 5 - Amendment history

### Section 6 - Conditions of use

## 1 GENERAL CONSIDERATIONS

### 1.1 CONDITIONS OF USE

#### 1.1.1 Limitations

This Agrément has been prepared in accordance with the mandatory requirements defined in the relevant Kiwa Technical Requirement. Some information in this Agrément is provided for guidance or reference purposes only; this information falls outside the scope of the Technical Requirement.

#### 1.1.2 Application

The assessment of the Product relates to its use in accordance with this Agrément and the Agrément holder's requirements.

#### 1.1.3 Assessment

Kiwa Ltd. has assessed the Product in combination with relevant test reports, technical literature, the Agrément holder's quality plan, DoPs and site visit, as appropriate.

#### 1.1.4 Installation supervision

The quality of installation and workmanship shall be controlled by a competent person who shall be an employee of an Approved Installer.

The Product shall be installed strictly in accordance with the instructions of the Agrément holder and the requirements of this Agrément.

#### 1.1.5 Geographical scope

The validity of this document is limited to England, Wales, Scotland and Northern Ireland, with due regard to Section 3 of this Agrément (CDM, national Building Regulations and Third-Party Acceptance).

#### 1.1.6 Validity

The purpose of this Agrément is to provide well-founded confidence to apply the Product within the scope described. The validity of this Agrément is as published on [www.kiwa.co.uk/bda](http://www.kiwa.co.uk/bda).

### 1.2 PRODUCTION CONTROL AND QUALITY MANAGEMENT SYSTEM

Kiwa Ltd. has conducted an audit of the Agrément holder and determined that they fulfil all their obligations in relation to this Agrément in respect of the Product.

The initial audit demonstrated that the Agrément holder has a satisfactory Quality Management System (QMS) and is committed to continuously improving their quality plan. Document control and record-keeping procedures were deemed satisfactory. A detailed Production Quality Specification (PQS) has been compiled to ensure traceability and compliance under the terms of this Agrément.

### 1.3 ANNUAL VERIFICATION PROCEDURE - CONTINUOUS SURVEILLANCE

To demonstrate that the Product conforms with the requirements of the technical specification described in this Agrément, an Annual Verification Procedure has been agreed with the Agrément holder in respect of continuous surveillance and assessment, and auditing of the Agrément holder's QMS.

## 2 TECHNICAL ASSESSMENT

This Agrément does not constitute a design guide for the Product. It is intended only as an assessment of safety and fitness for purpose.

### 2.1 PRODUCT COMPONENTS AND ANCILLARY ITEMS

#### 2.1.1 Components included within the scope of this Agrément

The components listed in Table 1 below are integral to the Product.

Table 1 - Integral components

Component	Description	Dimensions
EPS insulation board	grey-coloured EPS 120 with compressive strength (10 % deformation) level of CS(10)120, density of 24 kg/m <sup>3</sup> and $\lambda_D$ 0.030 W/mK	400 mm wide (420 mm wide including dove-tail connections) by 1,200 mm long by 125 mm thick

#### 2.1.2 Ancillary items falling outside the scope of this Agrément

The following ancillary items detailed in this Section may be used in conjunction with the Product, but fall outside the scope of this Agrément:

- timber joists;
- vapour control layer (hereinafter 'VCL');
- mineral wool insulation (between timber joists);
- existing loft insulation material;
- timber joists and timber sheets;
- conduit;
- UPVC trim.

### 2.2 POINTS OF ATTENTION TO THE SPECIFIER

#### 2.2.1 Design

##### 2.2.1.1 Design responsibility

A Specifier may not undertake a project-specific design; they shall co-operate closely with the Agrément holder to agree a project-specific design. The Agrément holder retains full design responsibility unless the design is subsequently modified by others.

##### 2.2.1.2 Basis of design

The characteristics detailed in the section titled 'Major Points of Assessment' shall be considered during the use of the Product.

##### 2.2.1.3 General design considerations

The Product is installed at ceiling level of existing pitched roofs over the ceiling timber joists, contributing to the thermal performance of the building.

A project-specific design is required. This shall be developed in close co-operation with the Agrément holder and shall give due consideration to:

- BS EN 351-1;
- BS EN 822;
- BS EN 823;
- BS EN 1995-1-1;
- BS EN 13163;
- BS EN 14081-1;
- BS 5250;
- BS 5534;
- BS 8000-0;
- BS 8000-6;
- BS 8103-3;
- BS 9250;
- PD 6693-1.

Buildings incorporating the Product shall be designed and constructed to prevent moisture penetration and air infiltration, in accordance with the relevant Codes and Standards.

Existing pitched roofs shall be in a good state of repair with no signs of rain penetration or damp. Any necessary repairs shall be carried out prior to installation.

Any signs of damp, rot or disrepair in existing joists and timbers shall be investigated and appropriately rectified prior to installation of the Product.

All insulation boards shall interlock through the dove-tail design or joints tightly butted to ensure continuity and adequacy in sealing of joints.

##### 2.2.1.4 Project-specific design considerations

The project-specific design shall:

- be determined by the Agrément holder;
- take into account the requirements of the relevant national Building Regulations - see Section 3.2;
- take into account the service life durability required - see Section 2.2.11.

A pre-installation survey is required to allow determination of the project-specific design - see Section 2.4.1.

The project-specific design shall ensure that the following considerations are included in the development of a project-specific design:

- structural adequacy of supporting roof structure;
- U-value requirements;
- condensation risk analysis and ventilation requirements;
- choice of a suitable VCL;
- suitable fire barrier;
- choice of a suitable plasterboard appropriate to the fire rating of the roof;
- resistance to the ingress of precipitation and moisture.

Account shall be taken of Government Accredited Construction Details for Part L - Masonry External Wall Insulation Illustrations, Timber Frame Illustrations and Steel Frame Illustrations for England and Wales and Accredited Construction Details for Scotland (hereinafter 'Government Accredited Construction Details'), and energy efficiency measures in PAS 2030 and PAS 2035.

### **2.2.2 Applied building physics (heat, air, moisture)**

A Specialist shall check the hygrothermal behaviour of a project-specific design incorporating the Product and, if necessary, offer advice on improvements to achieve the final specification. The Specialist can be either a qualified employee of the Agrément holder or a suitably qualified consultant (in which case it is recommended that the Specialist co-operates closely with the Agrément holder).

### **2.2.3 Permitted applications**

Only applications designed according to the specifications given in this Agrément are permitted. In each case, the Specifier and Installer shall co-operate closely with the Agrément holder.

### **2.2.4 Installer competence level**

The Product shall be installed strictly in accordance with the instructions of the Agrément holder and the requirements of this Agrément.

Installation shall be by an Approved Installer, trained and approved by the Agrément holder.

### **2.2.5 Delivery, storage and site handling**

The Product is delivered in suitable cubed packaging bearing relevant identification information (such as the Product name, production identification date or batch number, the Agrément holder's name, etc.) and, where applicable, the BDA Agrément® logo incorporating the number of this Agrément.

Prior to installation, the Product shall be stored in accordance with the Agrément holder's requirements. Good housekeeping protocols shall be followed to avoid damage. When required, particular care shall be taken to:

- avoid exposure to direct sunlight for extended periods of time;
- avoid exposure to high or low temperatures for extended periods of time;
- store in a well-ventilated covered area to protect the Product from rain, frost and humidity;
- store the Product away from possible ignition sources.

The Product shall be stored flat and raised above ground level (so as to avoid contact with ground moisture), in clean, dry conditions and under cover or protected with opaque polythene sheeting. Damaged or wet Product shall not be used.

Consideration shall be given when storing the Product to ensure it is not exposed to solvents or other chemicals. Exposed Product, including edges, corners, and joints, shall be covered and protected from rain prior to and during installation. Care shall be taken to avoid crushing the edges or corners.

### **2.2.6 Maintenance and repair**

Once installed, the Product does not require regular maintenance. For advice in respect of repair, consult the Agrément holder.

## **Performance factors in relation to the Major Points of Assessment**

### **2.2.7 Moisture control**

#### **Condensation risk**

The performance of the Product in relation to water vapour permeability is in accordance with BS EN 12086 and is detailed in Section 2.5.1.

Roofs incorporating the Product can adequately limit the risk of interstitial and surface condensation when designed in accordance with BS 5250 and BRE Report 262. Room spaces shall be ventilated in accordance with BS 5250. Care shall be taken to provide adequate trickle ventilation, particularly in rooms expected to experience high humidity, and to ensure the integrity of any VCL (where installed).

The Specifier shall carry out a condensation risk analysis at design stage on a project-specific basis, in accordance with BS 5250 and BRE Report 262, including an assessment of junctions, openings and penetrations.

#### **Water absorption**

The water absorption of the Product, in accordance with BS EN 12086, is detailed in Section 2.5.1.

Care shall be taken to ensure that the roof structure is adequately weathertight prior to installation of the Product, in accordance with the guidelines given in BRE Report 262 - see Section 2.5.1.

### **2.2.8 Strength**

The Product was tested to determine:

- the compressive strength in accordance with BS EN ISO 29469;
- the maximum characteristic concentrated load ( $P_{Rk}$ ) in accordance with BS EN 15037-4.

The results are detailed in Section 2.5.2.

### **2.2.9 Fire performance**

The Product is classified as European Classification E, in accordance with BS EN 13501-1.

The fire classification of any pitched roof containing the Product will depend upon the roof finish and its components. This will also determine the boundary limitations in accordance with the national Building Regulations.

The Product shall be:

- protected from flames and other ignition sources at all times;
- applied away from recessed lighting and shall not be applied inside electric outlets.

Pitched roofs should incorporate fire barriers which shall be extended into eaves, at edges, around openings, rooflights and service penetrations and at junctions, in accordance with the relevant provisions of the national Building Regulations.

The Product shall not be applied over junctions between roofs and external walls that are required to provide a minimum period of fire resistance. Care shall be taken to ensure continuity of fire resistance at junctions with fire-resisting elements, in accordance with the national Building Regulations.

### **Proximity of flues and appliances**

The installed Product shall be adequately separated from any heat-producing appliance, fixed combustion appliance, chimney or incinerator flue pipes passing through a pitched roof. Recommended means of separation are detailed in the Approved Documents supporting the national Building Regulations.

### **2.2.10 Thermal performance**

For the purpose of U-value calculations, and to determine if the requirements of national Building (or other statutory) Regulations are met, the thermal resistance of pitched roof incorporating the Product shall be calculated in accordance with BS EN ISO 10211 (taking into consideration BS EN ISO 6946, BS EN ISO 10456 and BRE Report 443), using the Product 's declared thermal conductivity ( $\lambda_D$ ) detailed in Section 2.5.4.

The U-value of a completed roof construction will depend on the incorporated Product thickness, degree of ventilation and type of finishes.

The requirement for limiting heat loss through the building fabric, including the effect of thermal bridging, can be satisfied if the U-value of a roof incorporating the Product does not exceed the maximum U-values given in the national Building Regulations.

### **Thermal bridging at junctions and around openings**

Care shall be taken in the overall design and construction of junctions with other elements and openings, to minimise cold bridging and air infiltration. Due consideration shall be given to the Agrément holder's thermally modelled performance junction details and the Government Accredited Construction Details.

Guidance on linear thermal transmittance, heat flows and surface temperature factors can be found in the documents supporting the national Building Regulations and in BS EN ISO 10211, BRE Information Paper 1/06, BRE Report 262 and BRE Report 497. If required, further information can be provided by the Agrément holder.

### **2.2.11 Durability**

The Product shall have a service life durability equivalent to that of the building into which it is incorporated. The expected lifespan of the building itself shall be at least 60 years.

### **2.2.12 UKCA, UKNI and CE marking**

The British and European standard for the Product is BS EN 13163.

Diagram 1 - Typical detail of EPS boards

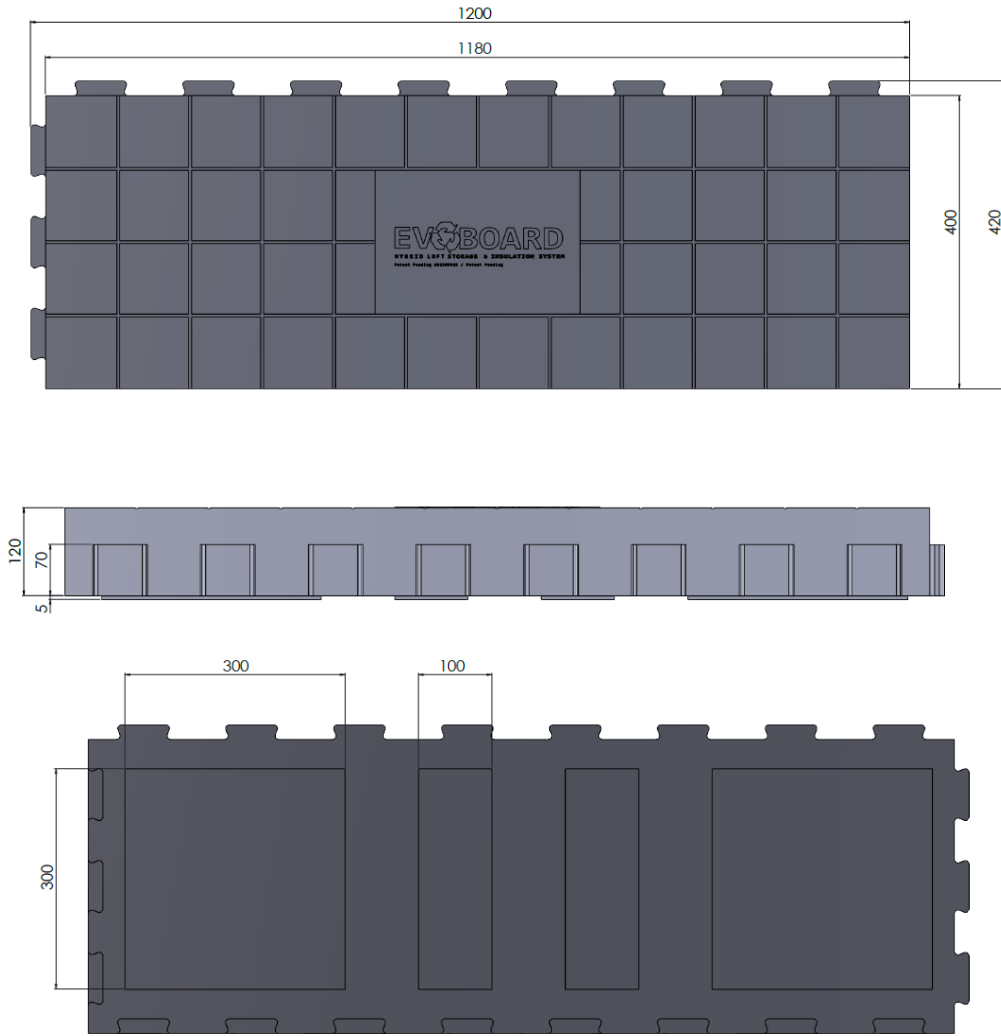
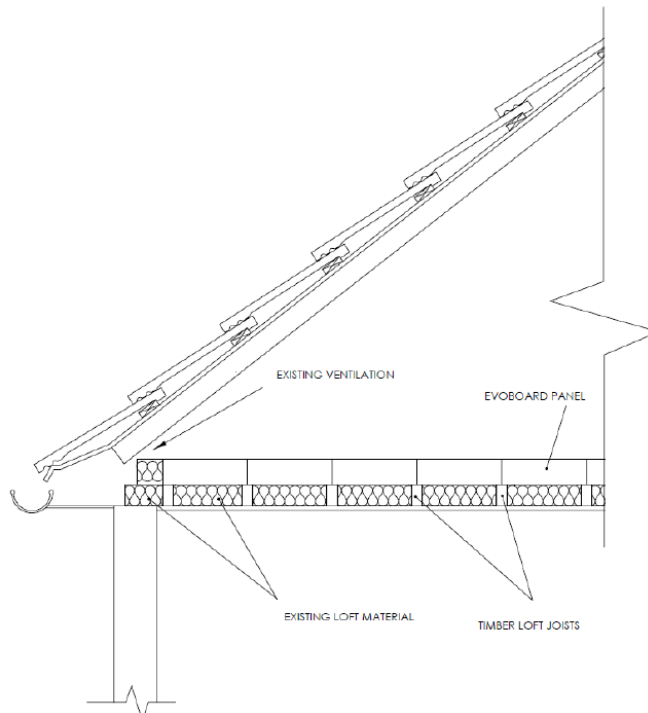
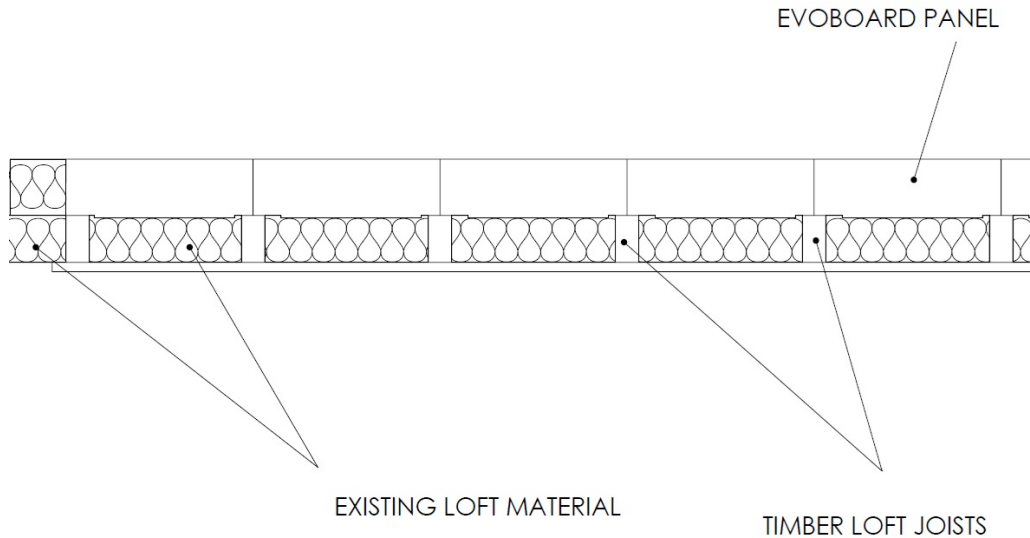


Diagram 2 - Typical detail of loft insulated pitched roof



**Diagram 3 - Typical roof build-up**



## 2.4 INSTALLATION

The Product shall be installed strictly in accordance with the instructions (hereinafter 'Installation Manual') of the Agrément holder, the requirements of this Agrément and the requirements of BS 8000-0.

### 2.4.1 Project-specific installation considerations

The project-specific design shall be determined from a pre-installation survey.

The primary requirement of the pre-installation survey is to determine the following:

- the loft condition, including loadbearing capacity of the existing roof elements and any sign of damp, rot or disrepair in timber joists;
- the condition and position of the existing items in the loft, such as existing mineral wool insulation, VCL and conduits;
- schedule of:
  - repairs and/or additional works necessary to render the loft suitable to receive the Product;
  - schedule of services, including pipes and electrical items requiring relocation or covering using conduit.

### 2.4.2 Preparation

The following considerations apply before starting the work:

- all aspects of safety during installation shall conform to the Health and Safety at Work etc. Act and other applicable Regulations;
- appropriate personal protective equipment (PPE) shall be worn for each stage of the installation;
- the loft shall be checked for suitability in accordance with the survey and risk assessment carried out prior to the work.

The following works shall be undertaken before installing the Product:

- clear the loft working area of any obstacles;
- ensure access into the loft is adequate;
- identify the area to be installed as per the survey;
- ensure there is appropriate existing insulation between the timber joists, as required by the project specifications.

### 2.4.3 Outline installation procedure

Detailed installation procedures can be found in the Agrément holder's Installation Manual.

The outline procedure is as follows:

- install the first EPS insulation board above the joists, with bottom recesses interlocking the joists;
- install the second EPS insulation board using the dove-tail connection and ensure there is no gap between the boards;
- check that all edges of the EPS insulation boards sit on the centre of the joists, avoiding the board overhangs a timber joist;
- install the subsequent EPS insulation boards to match the layout in the survey;
- ensure all EPS insulation boards are interlocked to give the Product rigidity when connected;
- when installing near the eaves of a loft, maintain a 75 mm gap to allow airflow;
- ensure the loft space is covered sufficiently with insulation and cold bridging is eliminated.

### 2.4.4 Finishing

The following finishing is required on completion of the installation:

- all waste to be cleared and bagged for appropriate disposal, and the site left clean and tidy.

## 2.5 INDEPENDENTLY ASSESSED PRODUCT CHARACTERISTICS

### 2.5.1 Moisture control

Test	Test Standard	Result
Water vapour permeability $\delta$	BS EN 13163	0.009 to 0.020 mg-(Pa·h·m) <sup>-1</sup>
Water vapour diffusion resistance factor $\mu$		30 to 70
Water absorption by partial immersion $W_{ip}$	BS EN 12087 method 1A	0.0308 kg/m <sup>2</sup>

### 2.5.2 Strength

Test	Standard	Result
Declared compressive strength at 10% deformation	BS EN ISO 29469	CS(10)120
Declared level for bending strength	BS EN 12089	BS180
Maximum characteristic concentrated load $P_{Rk}$	BS EN 15037-4 Method B <sup>^</sup>	< 3.10 kN

<sup>^</sup> when tested with a clear span of 460 mm

### 2.5.3 Fire performance

Test	Standard	Result
Reaction to fire classification	BS EN 13501-1	E

### 2.5.4 Thermal performance

Test	Test Standard	Result
Declared thermal conductivity, $\lambda_D$	BS EN 12667	0.030 W/mK

### 2.5.5 Other Product characteristics

Test	Test Standard	Result
Dimensional stability	BS EN 1603	DS(N)2

### 3 CDM, NATIONAL BUILDING REGULATIONS AND THIRD-PARTY ACCEPTANCE

#### 3.1 THE CONSTRUCTION (DESIGN AND MANAGEMENT) REGULATIONS 2015 AND THE CONSTRUCTION (DESIGN AND MANAGEMENT) REGULATIONS (NORTHERN IRELAND) 2016

Information in this Agrément may assist the client, principal designer/CDM co-ordinator, designer and contractors to address their obligations under these Regulations.

#### 3.2 THE NATIONAL BUILDING REGULATIONS

In the opinion of Kiwa Ltd., the Product, if installed and used in accordance with Section 2 of this Agrément, can satisfy or contribute to satisfying the relevant requirements of the following national Building Regulations.

This Agrément shall not be construed to confer the compliance of any project-specific design with the national Building Regulations.

##### 3.2.1 England

###### The Building Regulations 2010 and subsequent amendments

- C2(c) Resistance to moisture - the Product can contribute to limiting the risk of interstitial and surface condensation
- L1(a)(i) Conservation of fuel and power - the Product can contribute to limiting heat gains and losses through a roof
- Regulation 7(1) Materials and workmanship - the Product is manufactured from suitably safe and durable materials for their application, and can be installed to give a satisfactory performance
- Regulation 23 Requirements relating to thermal elements - the Product can contribute to a roof complying with the requirements of L1(a)(i)

##### 3.2.2 Wales

###### The Building Regulations 2010 and subsequent amendments

- C2(c) Resistance to moisture - the Product can contribute to limiting the risk of interstitial and surface condensation
- L1(a)(i) Conservation of fuel and power - the Product can contribute to limiting heat gains and losses through a roof
- Regulation 7(1) Materials and workmanship - the Product is manufactured from suitably safe and durable materials for their application, and can be installed to give a satisfactory performance
- Regulation 23 Requirements relating to thermal elements - the Product can contribute to a roof complying with the requirements of L1(a)(i)

##### 3.2.3 Scotland

###### The Building (Scotland) Regulations 2004 and subsequent amendments

###### 3.2.3.1 Regulation 8(1)(2) Durability, workmanship and fitness of materials

- the Product is manufactured from acceptable materials and is adequately resistant to deterioration and wear under normal service conditions

###### 3.2.3.2 Regulation 9 Building Standards - Construction

- 3.15 Condensation - the Product can contribute to limiting the risk of interstitial and surface condensation
- 6.2 Building insulation envelope - the Product can contribute to satisfying the Requirements
- 7.1(a) Statement of sustainability - the Product can contribute to satisfying the relevant Requirements of Regulation 9, Standards 1 to 6, and therefore can contribute to a construction meeting a bronze level of sustainability as defined in this Standard; in addition, the Product can contribute to a construction meeting a higher level of sustainability as defined in this Standards

###### 3.2.3.3 Regulation 12 Building Standards - Conversions

- all comments given under Regulation 9 also apply to this Regulation, with reference to Schedule 6 of the Building (Scotland) Regulations 2004 and subsequent amendments, clause 0.12 of the Technical Handbook (Domestic)

##### 3.2.4 Northern Ireland

###### The Building Regulations (Northern Ireland) 2012 and subsequent amendments

- 23(1) Fitness of materials and workmanship - the Product is manufactured from materials which are suitably safe and acceptable for use as thermal insulation
- 29 Condensation - the Product can contribute to limiting the risk of interstitial and surface condensation
- 39(a)(i) Conservation measures - the Product can contribute to satisfying the requirements
- 43 Renovation of thermal elements - the renovation work is carried out to ensure that the flat roof complies with requirement 39(a)(i)

#### 3.3 THIRD-PARTY ACCEPTANCE

None requested by the Agrément holder.

## 4 SOURCES

- BS EN ISO 6946:2017 Building components and building elements. Thermal resistance and thermal transmittance. Calculation methods
- BS EN ISO 9001:2015 Quality management systems. Requirements
- BS EN ISO 10211:2017 Thermal bridges in building construction. Heat flows and surface temperatures. Detailed calculations
- BS EN ISO 10456:2007 Building materials and products. Hygrothermal properties. Tabulated design values and procedures for determining declared and design thermal values
- BS EN ISO 29469:2022 Thermal insulating products for building applications. Determination of compression behaviour
- BS EN 351-1:2023 Durability of wood and wood-based products. Preservative-treated solid wood. Classification of preservative penetration and retention
- BS EN 822:2013 Thermal insulating products for building applications. Determination of length and width
- BS EN 823:2013 Thermal insulating products for building applications. Determination of thickness
- BS EN 1603:2013 Thermal insulating products for building applications. Determination of dimensional stability under constant normal laboratory conditions (23°C/50% relative humidity)
- BS EN 1995-1-1:2004+A2:2014 Eurocode 5: Design of timber structures. General. Common rules and rules for buildings
- NA to BS EN 1995-1-1:2004+A2:2014 UK National Annex to Eurocode 5: Design of timber structures. General. Common rules and rules for buildings
- BS EN 12086:2013 Thermal insulating products for building applications. Determination of water vapour transmission properties
- BS EN 12087:2013 Thermal insulating products for building applications. Determination of long term water absorption by immersion
- BS EN 12089:2013 Thermal insulating products for building applications. Determination of bending behaviour
- BS EN 12667:2001 Thermal performance of building materials and products. Determination of thermal resistance by means of guarded hot plate and heat flow meter methods. Products of high and medium thermal resistance
- BS EN 14081-1:2016+A1:2019 Timber structures. Strength graded structural timber with rectangular cross section. General requirements
- BS EN 13163:2012+A2:2016 Thermal insulation products for buildings. Factory made expanded polystyrene (EPS) products. Specification
- BS EN 13501-1:2018 Fire classification of construction products and building elements. Classification using data from reaction to fire tests
- BS EN 15037-4:2010+A1:2013 Precast concrete products. Beam-and-block floor systems. Expanded polystyrene blocks
- BS 5250:2021 Management of moisture in buildings. Code of practice
- BS 5534:2014+A2:2018 Slating and tiling for pitched roofs and vertical cladding. Code of practice
- BS 8000-0:2014+A1:2024 Workmanship on construction sites. Introduction and general principles
- BS 8000-6:2023 Workmanship on construction sites. Slating and tiling of roofs and walls. Code of practice
- BS 8103-3:2009 Structural design of low-rise buildings. Code of practice for timber floors and roofs for housing
- BS 9250:2007 Code of practice for design of the airtightness of ceilings in pitched roofs
- BRE Information Paper 1/06:2006 Assessing the effects of thermal bridging at junctions and around openings
- BRE Report 262:2002 Thermal insulation: avoiding risks
- BRE Report 443:2019 Conventions for U-value calculations
- BRE Report 497:2016 Conventions for calculating linear thermal transmittance and temperature factors
- PD 6693-1:2019 Recommendations for the design of timber structures to Eurocode 5: Design of timber structures General. Common rules and rules for building
- PAS 2030:2023 Installation of energy efficiency measures in existing dwellings. Specification
- PAS 2035:2023 Retrofitting dwellings for improved energy efficiency. Specification and guidance

**Remark** - Apart from these sources, technical information and confidential reports have been assessed; any relevant documents are in the possession of Kiwa Ltd. and are kept in the Technical Assessment File of this Agrément. The Installation Manual for the Product may be subject to change; contact the Agrément holder for the clarification of revisions.

## 5 AMENDMENT HISTORY

Revision	Amendment description	Author	Approver	Date
-	First issue	A Chapman	C Devine	January 2025

## 6 CONDITIONS OF USE

This Agrément may only be reproduced and distributed in its entirety.

Where a National Annex exists in respect of a BS EN (or other) standard, its use is deemed mandatory wherever the original standard is referenced.

Kiwa Ltd. has used due skill, care and attention in the preparation of this BDA Agrément®.

Whilst all due diligence has been used, no liability or warranty is extended by Kiwa Ltd.

The Agrément holder is responsible for advising Kiwa Ltd. immediately if there is a variation to the Product specification or constituent elements/components after initial publication of this BDA Agrément®.

For full terms and conditions, refer to Kiwa Ltd.